

Scalable Neural Interfaces

v1.1

Jacques Carolan, Programme Director

CONTEXT

This document describes an opportunity space – an area that we believe is likely to yield breakthroughs, from which one or more funding programmes will emerge.

This opportunity space is not currently soliciting feedback – you can stay up to date with this opportunity space, plus others across ARIA, [here](#).

In tandem, our programme hypothesis related to this opportunity space has now been published. You can read this document [here](#). We have also launched a programme, Precision Neurotechnologies, in this opportunity space. Find out more [here](#).

An ARIA opportunity space should be

- + important if true (i.e. could lead to a significant new capability for society),
- + under-explored relative to its potential impact, and
- + ripe for new talent, perspectives, or resources to change what's possible.

SUMMARY

Neurological and neuropsychiatric disorders are the cause of an overwhelming economic and social burden and we need a new suite of tools that enable us to interface, at scale, with the human brain.

BELIEFS

The core beliefs that underpin/bound this area of opportunity.

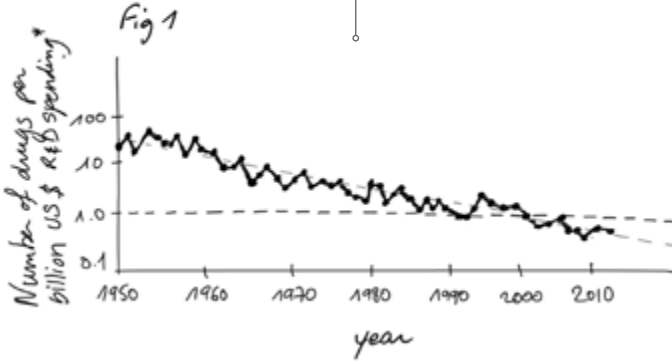
1. Targeted interaction with the human brain can improve the human condition across an incredibly wide range of disease states and cognitive domains → **we need to dramatically and safely increase the throughput (# procedures/day/£) at which these technologies can be deployed to understand their full potential and deliver them at scale.**
2. Current paradigms for interfacing with the human brain trade off precision for invasiveness of the procedure → **there's no fundamental reason we can't build technologies that are both highly targeted and minimally invasive.**
3. To fully understand and treat disorders of the brain, we'll need neural technologies that simultaneously offer chemical, temporal, and spatial specificity → **this is achievable only by connecting the frontiers of engineered hardware with the frontiers of engineered biology.**

OBSERVATIONS

Some signposts as to why we see this area as important, under-explored, and ripe.

In the UK alone, the direct and indirect cost of brain disorders is >£100Bn/year and the cost of developing new pharmaceutical interventions is increasing exponentially.

This points towards a vast pool of people whose lives could be transformed by targeted modulation of the central nervous system.



Emerging evidence suggests that deep brain stimulators can be effective for a much wider range of treatments than previously envisioned, including drug resistant depression, Tourette's syndrome, mood and anxiety disorders, substance addiction and Alzheimer's disease.

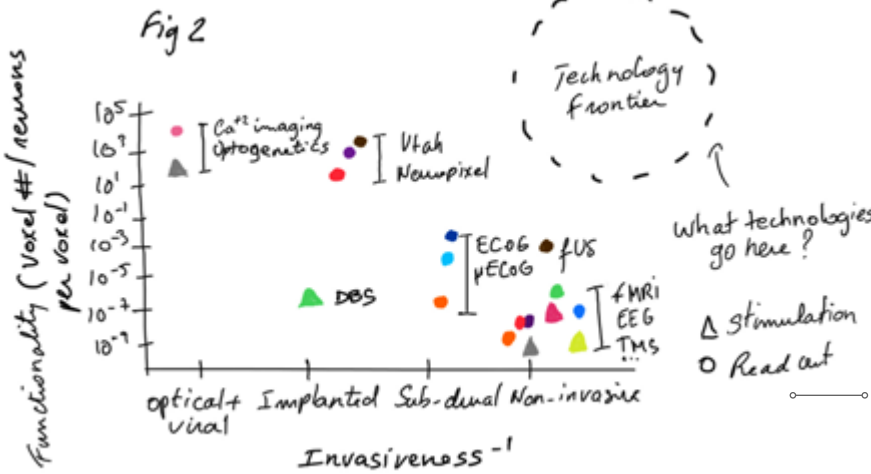
How can we make precise neuromodulatory technology at least as safe and routine as Pacemaker surgery?

There are currently ~400 DBS implants performed in the UK per year. In contrast ~50,000 cardiac pacemakers are implanted per year.

Our current methods for interfacing with the human brain trade off functionality with invasiveness.

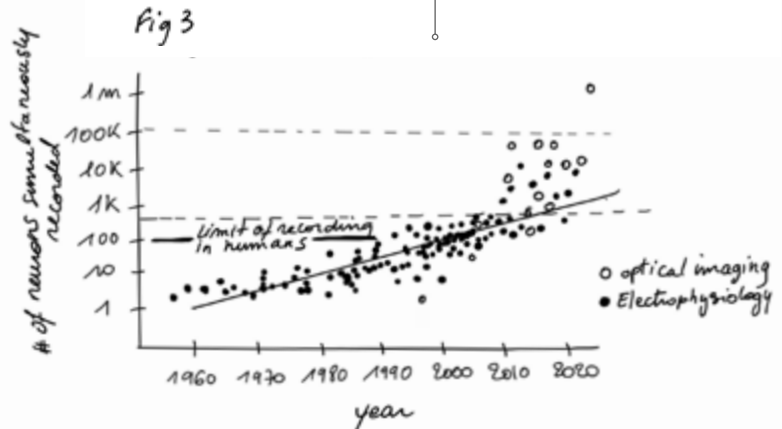
Ultrasound can penetrate through the skull into deep brain regions, and can also directly modulate neural activity via mechanosensitive ion channels.

Can we engineer ultrasound hardware to deliver transcranial acoustic signals with cellular level precision?



Technology advances in optical microscopy, genetic engineering, large-scale electrophysiology and computational signal processing have led to an exponential increase in the number of individual neurons that can be simultaneously recorded from in rodent models.

Can we leverage these same advances to interface at scale, with the human nervous system?



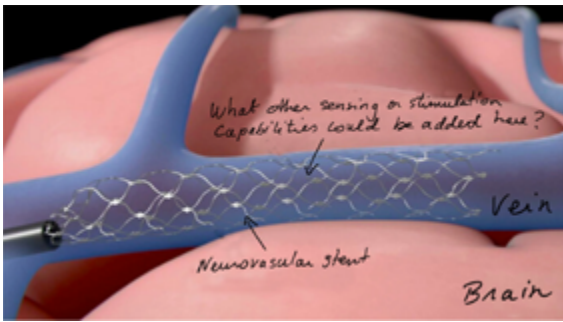


Fig 4

What other clinical packaging platforms could be used as high-performance neural sensing and/or stimulation devices?

← Would such systems reduce the regulatory burden towards getting devices approved for in-human use?

Neuroendovascular stents which are used in clinical settings to minimally invasively treat brain aneurysms, have been augmented with neural sensing capabilities for brain-computer interfaces.

Neurological conditions are highly complex, often involving dysfunctions of neural circuits defined by specific spatial locations and distinct cell-types. For example, we have only recently begun to understand the complex interaction between tumour cells and healthy cells in glioma (the most common type of brain cancer).

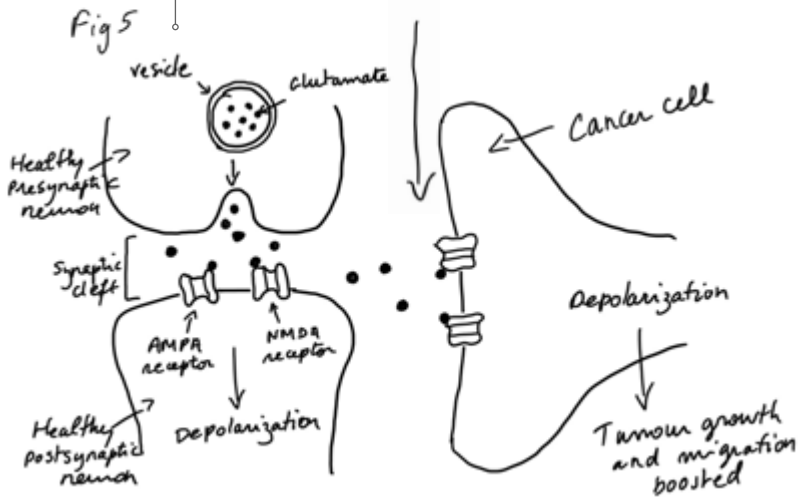
Exponential advances in single-cell sequencing have enabled unprecedented access to the molecular identity and cell-type information of neurons across the human brain.

How can we use this information to readout or modulate neural activity with cell-type specificity?

Could a neurotechnology identify and block/weaken this synapse weight?

Implanted cortical interfaces have enabled individuals with paralysis to use brain signals to generate words at a rate approaching that of regular speech.

In the future, could such systems enable entirely new modalities of communications in healthy individuals?



How precisely could these methods modulate the central nervous system?

Peripheral and sensory stimulation are emerging as highly scalable ways to entrain brain activity across distributed brain regions.

SOURCES

A compiled, but not exhaustive list of works helping to shape our view and frame the opportunity space (for those who want to dig deeper).

1. [The size, burden and cost of disorders of the brain in the UK](#)
2. [Developing Collaborative Platforms to Advance Neurotechnology and Its Translation](#) ^[Figure 1]
3. [Large-scale neural recordings call for new insights to link brain and behavior](#) ^[Figure 3]
4. [Physical principles for scalable neural recording](#)
5. [Cause Area: Differential Neurotechnology Development](#)
6. [Dangerous liaisons as tumour cells form synapses with neurons](#) ^[Figure 5]
7. [Development of optically controlled “living electrodes” with long-projecting axon tracts for a synaptic brain-machine interface](#)
8. [Neuroendovascular brain computer interfaces from Synchron](#) ^[Figure 4]
9. [Brain implants that enable speech pass performance milestones](#)
10. [Brain-machine interfaces: From basic science to neuroprostheses and neurorehabilitation](#)
11. [Sensory-Evoked 40-Hz Gamma Oscillation Improves Sleep and Daily Living Activities in Alzheimer’s Disease Patients](#)
12. [Inception loops discover what excites neurons most using deep predictive models](#)

ENGAGE

This opportunity space is not currently soliciting feedback – you can stay up to date with this opportunity space, plus others across ARIA, [here](#).

If you require an accessible version of this document and/or form, please contact us at [**info@aria.org.uk**](mailto:info@aria.org.uk)
